

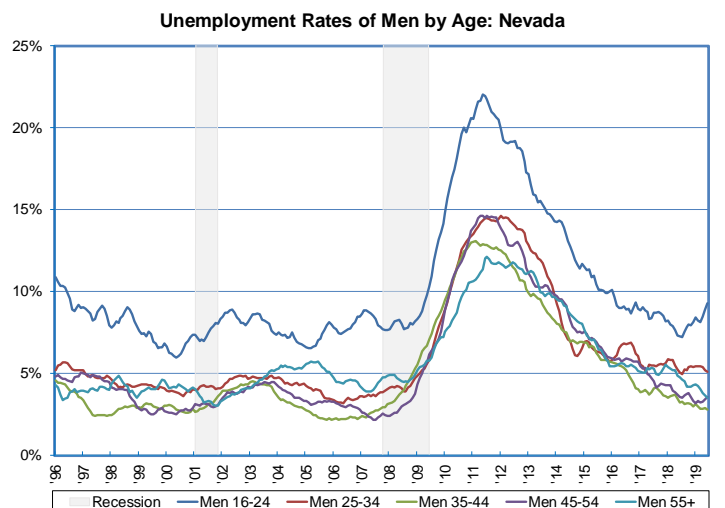
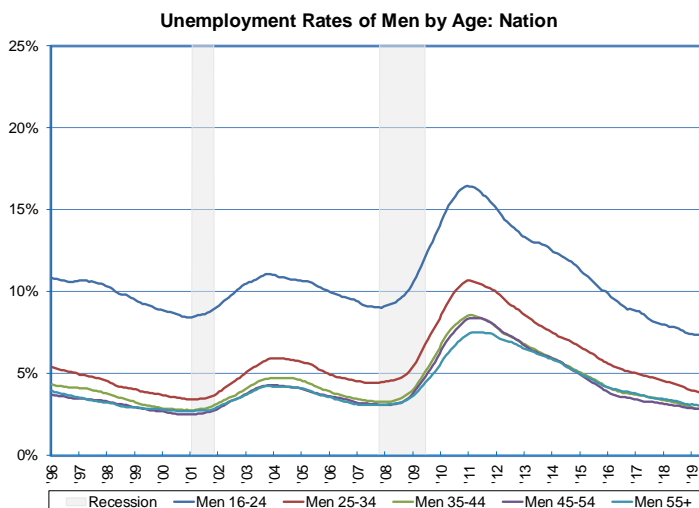
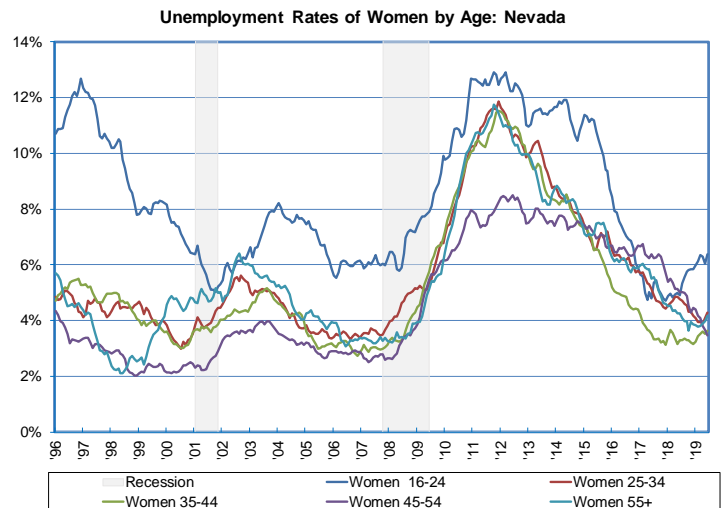
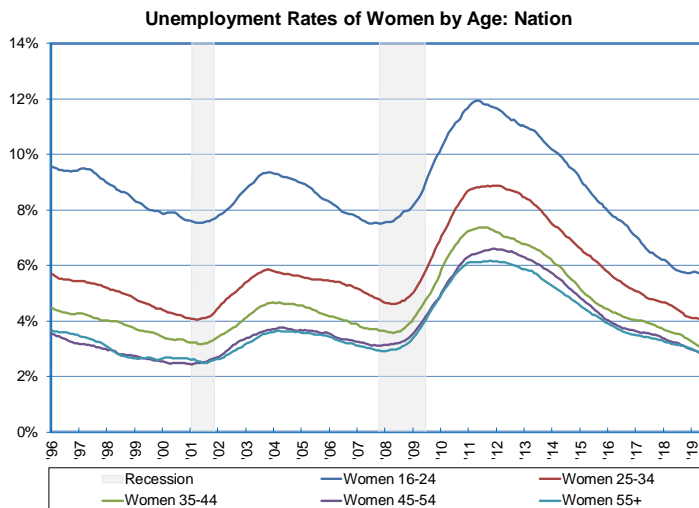
# Research Notes



Unemployment Rate by Age & Gender  
Michael La Rue, Economist

Note: 2019:92  
August 13, 2019

## Unemployment follows similar trends in Nevada and the Nation when examined on gender and age



- Data from the monthly Current Population Survey (CPS), sponsored by the Census Bureau and the Bureau of Labor Statistics (BLS) permits for the analysis of the unemployment rate by gender and by age in Nevada compared to the nation. CPS estimates are available since 1994, and are calculated using a 24-month moving average to account for volatility in the local area samples. The first set of charts shows the unemployment rates for women in the nation and in Nevada, and the second set of charts shows the unemployment rates for men in the nation and in Nevada.

Continued next page.

# Research Notes



- Overall, Nevada has similar trends to the nation in unemployment rates. One area where this differs is in the 2008 recession where the unemployment rates for Nevada went higher than the national rates. In Nevada all groups went over ten percent with the exception of women 45-54 that peaked at just over eight percent, while the nation only had two groups that went over ten percent 16-24-year-old men & women and 25-34 men.
- In Nevada, the 16-24 age group for men and women has experienced an increase in unemployment that began in the middle of 2018. This contrasts with the national trends where unemployment has been running steady at approximately six percent for women and men since early 2018.
- Nevada Job Connect offers employment services including help with job searches, resume preparation, interview skills, resource centers, skills assessment, proficiency testing, and training for a new job. Their website has more information at <http://www.nevadajobconnect.com/>.

This workforce product was funded by a grant awarded by the U.S. Department of Labor's Employment and Training Administration. The product was created by the recipient and does not necessarily reflect the official position of the U.S. Department of Labor. The U.S. Department of Labor makes no guarantees, warranties, or assurances of any kind, express or implied, with respect to such information, including any information on linked sites and including, but not limited to, accuracy of the information or its completeness, timeliness, usefulness, adequacy, continued availability, or ownership. This product is copyrighted by the institution that created it. Internal use by an organization and/or personal use by an individual for non-commercial purposes is permissible. All other uses require the prior authorization of the copyright owner.